“ ”

/ / /		
/		
/		
		00267.HK

	75 4 803
	30,000
	91320100MADATJG95H
	2024 2 26
	2024 2 26
	100%
	75 4 803
	0510-80673358

	316

	100%
	,
	316
	07146297888

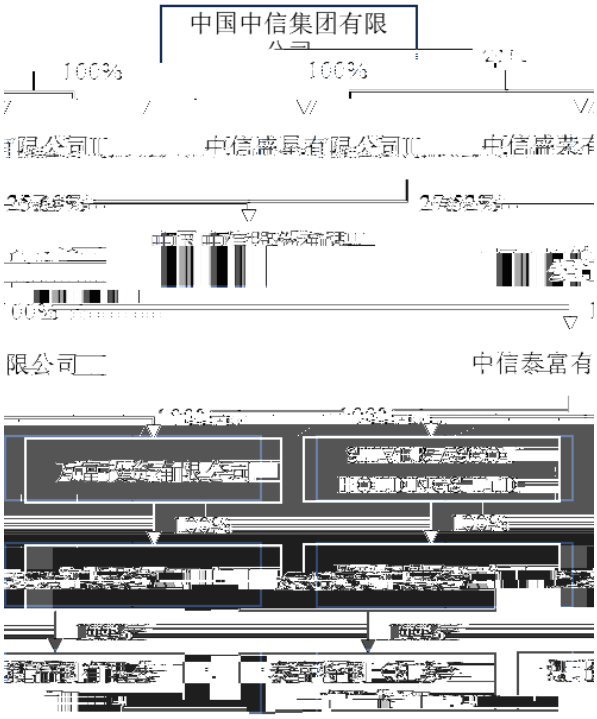

	IPSON INVESTMENTS LIMITED

	1167386
	2007 9 14
	32/F, CITICTOWER, 1 TIM MAY AVENUE, CENTRAL, HK

	91100000101685 58XU
	20,531,147.635903
	1982 9 15
	[redacted]
	10 1 89-102
	100020
	1982 9 15
	010-64661710

	YAN LINK STEEL COMPANY LIMITED
	1167380
	2007 9 14
	32/F, CITIC TOWER, 1 TIM MEI AVENUE, CENTRAL HK

1		38,171,040	53.12%	
2		248,000	100.00%	
3		5,250	100.00%	
4		23,000	70.00%	
5		50,000	100.00%	
6		70,423	71.00%	
7		448,197	100.00%	
8		65,800	100.00%	
9		15,000	100.00%	
10		4	100.00%	
11		20,000	100.00%	
12		105,000	100.00%	
13		162,400	100.00%	
14		100,000	100.00%	
15		50,000	100.00%	
16		71,345	100.00%	
17		15	100.00%	
18		1,000	100.00%	
19		280,000	100.00%	
20		541,488.667	31.67%	

	2023/12/31	2022/12/31	2021/12/31
	976,663.83	1,083,682.68	1,037,314.57
	203.97	107,159.14	122,491.45
	976,459.86	976,523.54	914,823.12
	0.02%	9.89%	11.81%
	2023	**2022**	**2021**
	-	278,261.60	-
	-63.67	253,727.35	8,075.16
	-63.67	239,700.42	8,075.16
	-0.01%	25.35%	0.89%

2021-2023

	2023/12/31	2022/12/31	2021/12/31

	527,722.84	146,899.90	311,594.78
	28,661.57	54,349.55	45,769.96
	31,390.78	51,499.86	44,794.36
	17,205.60	51,499.86	44,794.36
	3.40%	9.51%	7.95%

-

5		000099.SZ	38.71%	30.18% 8.45% 0.08%





ـه ـه خ

“

”

“ ”

“ ”

“ ”

2023 12

31